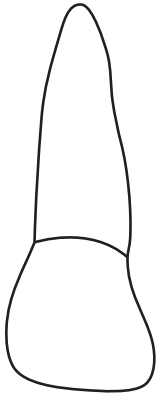


Name: .....

Class: .....

# Tooth Types Worksheet

Activity: Fill in the blanks. Then label the mouth to show where each tooth is found.

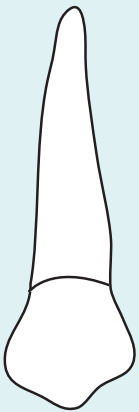


- .....
- Front teeth.
  - Used to slice chunks of food.

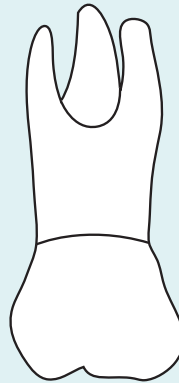


Canine

- .....
- .....
- .....

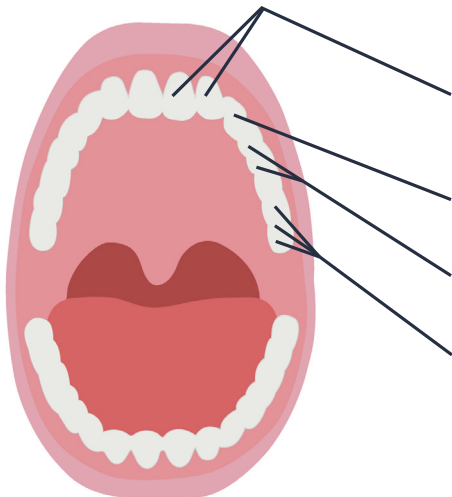


- .....
- Have a flat biting surface.
  - Smaller than molar teeth.
  - Good for chewing.



Molar

- Biggest teeth.
  - Furthest back in mouth.
  - Used to:.....
- .....
- .....



- .....
- .....
- .....
- .....